






Reception Remote Learning: Week 7- Week Beginning: 9.11.20

We would love to see what learning you've been doing at home. Please send photos in using the Evidence Me app. You can also use Twitter to share your learning too.

	 Maths Oak Academy	 Understanding the World Oak Academy	 Phonics
Monday		To understand why some people, celebrate Diwali. (Making symmetrical Rangoli patterns) https://classroom.thenational.academy/lessons/to-understand-why-some-people-celebrate-diwali-65k64d	<ul style="list-style-type: none"> ● Watch a RWI word time (1.2) reading lesson
Tuesday	Recognise, describe and copy colour and size patterns Observation skills will be needed here as in this lesson children will pay attention to details as they look at the details of repeating patterns https://classroom.thenational.academy/lessons/recognise-describe-and-copy-colour-and-size-patterns-6cuk0t	To understand how some people, celebrate Diwali (Produce a mendhi design) https://classroom.thenational.academy/lessons/to-understand-how-people-celebrate-diwali-6mvk6c	<ul style="list-style-type: none"> ● Watch a RWI word time (1.2) reading lesson
Wednesday	Recognise, describe and copy and extend colour and size patterns In this lesson children will notice patterns, recreate them and demonstrate their understanding of the repeats by extending the patterns too. https://classroom.thenational.academy/lessons/recognise-describe-and-copy-and-extend-colour-and-size-patterns-ccukcd	To create a Diya lamp In this lesson, we explore what diya lamps are and why they are important. We will follow a recipe to make salt dough and then use the dough to make a diya lamp. Finally, we will decorate our diya lamps. https://classroom.thenational.academy/lessons/to-create-a-diya-lamp-crw3ed	<ul style="list-style-type: none"> ● Watch a RWI word time (1.2) spelling lesson
Thursday	Create and describe colour and size patterns This lesson develops children's understanding of repeating patterns. They will take inspiration from nature as they make and colour patterns of their own. https://classroom.thenational.academy/lessons/create-and-describe-colour-and-size-patterns-64rk2d		<ul style="list-style-type: none"> ● Watch a RWI word time (1.2) spelling lesson

Friday	<p>Create colour or size patterns</p> <p>This is a lesson that encourages children to create their own patterns, using fruit and vegetables and of course paint!</p> <p>https://classroom.thenational.academy/lessons/create-colour-or-size-patterns-6xhk2r</p>		<ul style="list-style-type: none"> • Reading CVC words • Print off the sheet below • Read the word, draw a line to the correct picture • If you don't can't print the picture; Read the word, point to the correct picture.
Study Ladder	Studyladder.co.uk Click on Maths Week 7 Click on Literacy Week 7		
Numbots	<p>https://play.numbots.com/?#/account/school-login-type</p> <p>Spend 15 minutes a day playing on Numbots (See log in details at the front of Home Learning book)</p>		
<p>If you have any questions about your child's remote leaning, please email your child's teacher (Reception Only) at:</p> <p>eyfs@uplandsmanor.sandwell.sch.uk</p>			

- Fred talk the words
- Draw a line from the word to the correct picture.

Name:

Week Beginning: 9.11.20

mat

cat

fat

hat



